



























Appendix 4

CLlr Corral Portfolio October 2007













Key to symbols:

Targets:		Direction of Travel:	
Above target		Improving	
Within target		Neutral	
Below target		Declining	

Data not available	
No target	

CLlr Corral - Social Care				
Indicator Description	Performance alert	Performance (31/10/07)	Target (31/10/07)	Has it improved since last year?
Adults: Number of people taking up individual budgets		38.00	54.00	N/A
BV056.03 % of items of equipment and adaptations delivered in 7 working days		94.00	94.00	
BV161.04 Care Leavers: Employ & Train		0.80	0.80	
BV195 Acceptable waiting times for assessment (%)		86.40	86.00	
BV196 Acceptable wait for care packages (%)		84.90	87.00	
BV201 Adults receiving direct payments		105.05	102.57	n/a
HCOP.1.11b Number of integrated health and social care facilities		6.00	7.00	
HCOP.3.1b Improved housing options for young adults with learning difficulties		166.00	170.00	
PAF AO/A80 % Retention in Drug Treatment Programmes		95.00	95.00	
PAF AO/B11 % Intensive Homecare as proportion of intensive home & residential care		27.20	26.00	
PAF AO/B17 Unit cost (£) of Homecare for adults & older people		11.50	11.90	

PAF AO/C29 No. Adults with physical disability helped to live at home		3.34	4.20	
PAF AO/C30 No. of adults with learning difficulties helped to live at home		3.05	3.24	
PAF AO/C31 No. of adults with mental health problems helpd to live at home		2.21	2.40	
PAF AO/C62 Nmbr of carers receiving service as % of clients recieving commnty based services		7.30	11.10	
PAF AO/C73 Aults aged 18-64 admitted on permanent basis to Residential or Nursing Care (per 10,000)		0.91	1.28	
PAF AO/D37 Availability of Single Rooms (%)		100.00	100.00	
PAF AO/D39 (BV58) % People receiving Needs Statement		95.30	99.50	
PAF AO/D40 % Clients receiving a Review		35.80	42.60	
PAF AO/D41 Delayed Transfers of Care		70.00	70.00	
PAF AO/E47 Ethnicity of Adults & Older People Recieving Assess.		1.40	1.30	
PAF AO/E48 Ethnicity of adults & older people receiving services after assessmnt (%)		1.02	1.00	
PAF AO/E82 Assmnt of Adults & Older People leading to provision of service (%)		81.40	85.00	
PAF CF/A04 (BV161) Employment, Education & Training for care leavers (%)		0.80	?	
+Status		93.90	100.00	
Clr Corral - Older People				
Indicator Description	Performance alert	Performance (31/10/07)	Target (31/10/07)	Has it improved since last year?
BV053 Intensive home care per 1000 65+		16.80	16.00	
BV054 Older people helped live at home (per 1,000 pop 65+)		76.27	81.00	
HCOP.3.3a Proportion of older people being supported to live in own homes		25.00	24.00	
HCOP.3.3c(i) Proportion of 60+ year olds taking up sport		13.00	10.00	
HCOP.3.3c(ii) Proportion of 60+ year olds taking up arts		18.50	14.00	

HCOP.3.3c(iii) Proportion of 60+ year olds using libraries		10.90	11.00	
HCOP.3.3c(iv) Proportion of 60+ year olds using museums		14.20	16.00	
HCOP.3.4b Attendance allowance - No of benefit awards for older people		?	19250.00	
HCOP.3.4c Pension credit - No of benefit awards to older people.		?	55300.00	
PAF AO/C72 Older people (65+) admitted to residential or nursing care		49.57	46.10	
+5 Status		87.90	100.00	

Cllr Corral

Performance against Target (%)		Direction of Travel against previous year (%)	
Above	14.7%	Improving	42.4
Within tolerance	58.8%	Static	9.1
Below	17.6%	Declining	21.2
Data Missing ²	8.8%	Data Missing	27.3

¹ Data missing due to departure of officer from authority.

² Data missing; not input onto Performance Management System